



**Connor Downs**  
Academy

**Connor Downs Academy**

Head of School: Mrs J Eddy



**Connor Downs**  
Academy

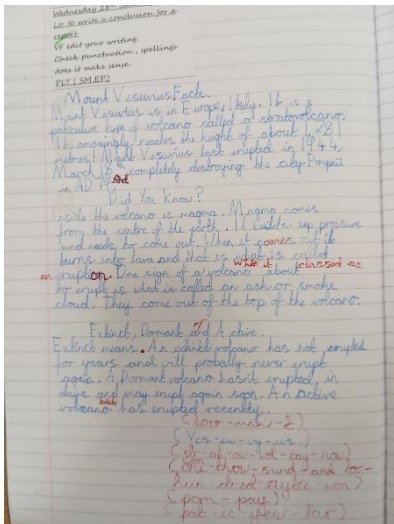
Year 3

Spring Term 2026



## English

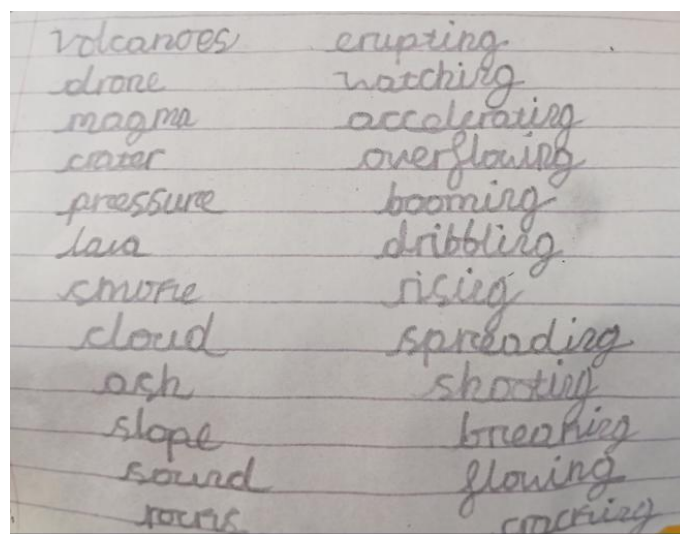
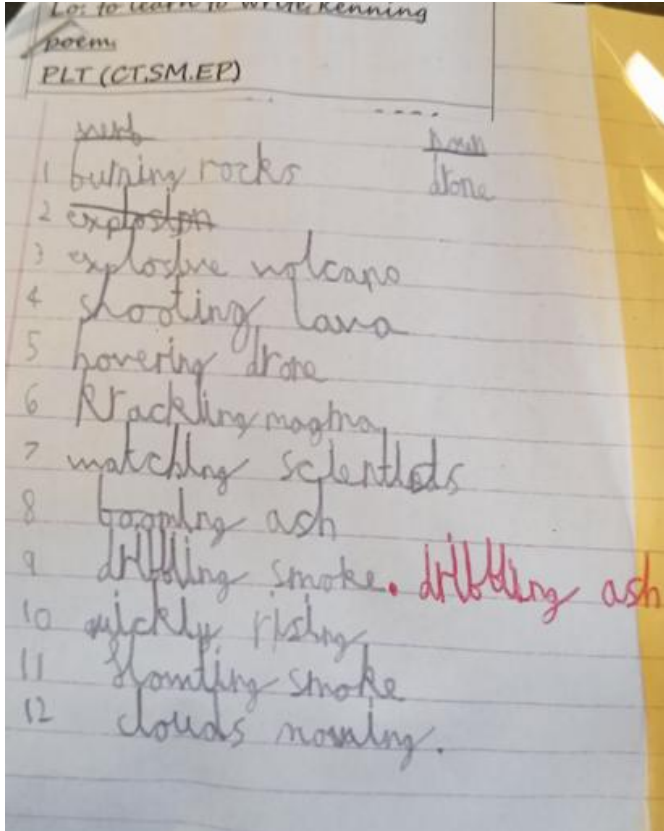
Year 3 began the spring term, by learning how to write an explanation report about volcanoes. This was linked to our exciting work in geography about volcanoes.

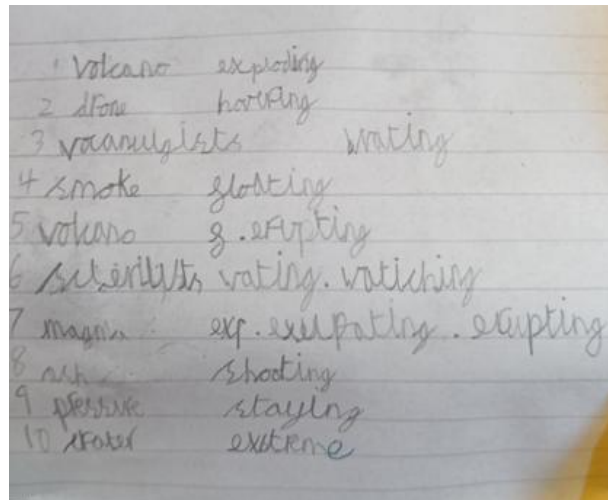


The children looked at the features of non-chronological reports about volcanoes. They learned how the writing is organised into paragraphs with headings and subheadings before planning and writing their own report to explain how a volcano erupts.

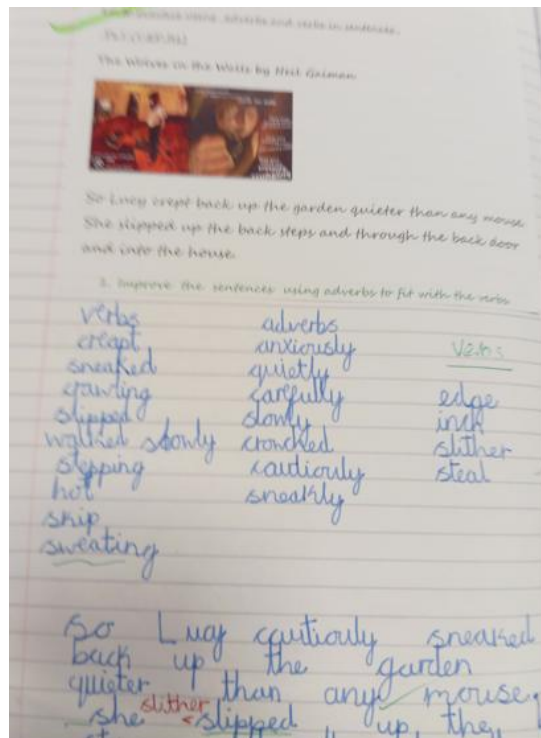
The enthusiasm for volcanoes continued as the children watched a film of scientists using a drone to record a volcano eruption. The children were inspired to write kenning poems using exciting nouns and verbs.








Later in the term, after reading extracts from our class reading books, *Wolves in the Wall* and *Fortunately the Milk*, both written by Neil Gaiman. We looked at the grammar of the words the author used, such as adjectives, exciting verbs and prepositions before writing our own descriptive paragraphs.



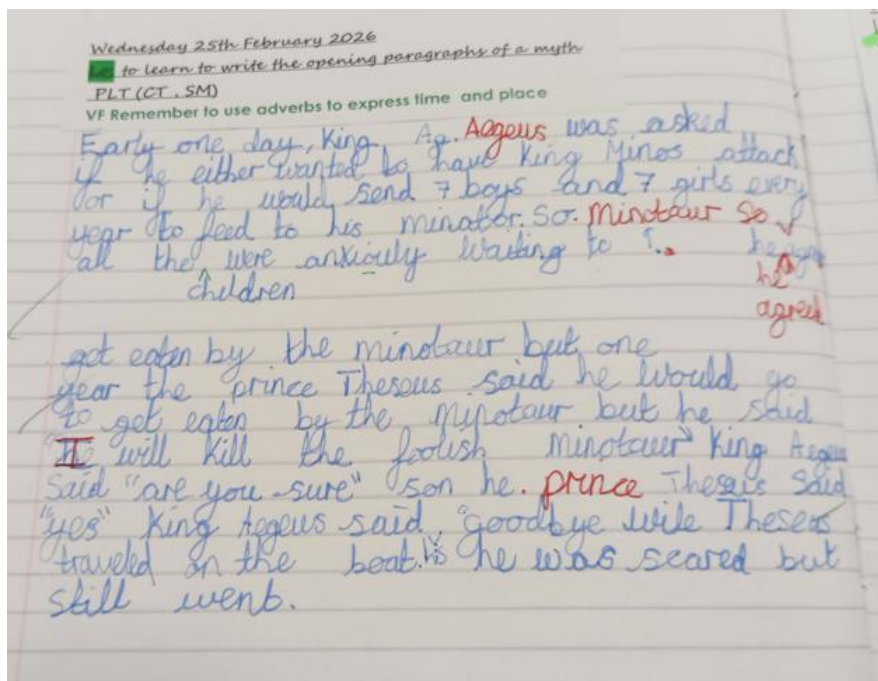


The children have used drama to enhance their understanding of verbs and adverb before showing off their knowledge learnt in spelling and grammar lessons to plan and write exciting sentences in myths and extracts from stories.

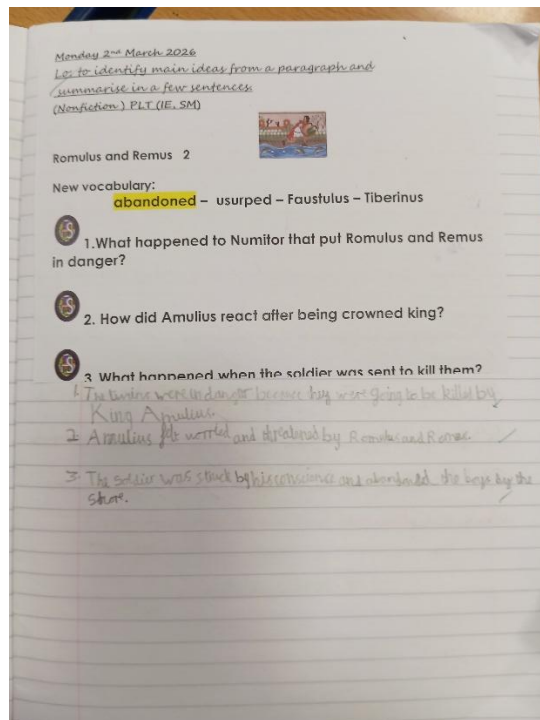
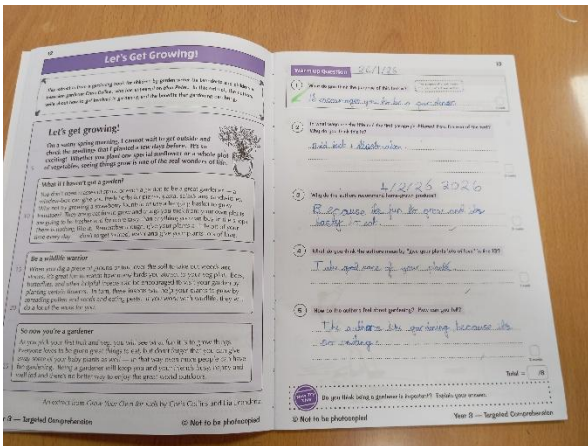





We were very interested in another of our class reading books all about Greek Myths. The children created story plans and their own versions of "Theseus and the Minotaur."





Our reading comprehension texts have been varied and interesting this term. We began by reading texts linked to our geography theme on earthquakes and volcanoes, the children have read texts about floods and tornadoes. We have enjoyed reading texts linked to science on plants and history about the Romans.



The class were very enthusiastic about using our new dictionaries and thesaurus.



Thank you to Friends of Connor Downs school and parents who supported the school in fundraising to enable us to purchase these new books. They are a well-used resource in english lesson.



World Book Day was a great opportunity for the children to talk about their favourite authors and books they have read. Of course, the children's fantastic costumes added to the excitement in our book day assembly.









It was lovely to see the class share reading books with each other.



It






## Maths

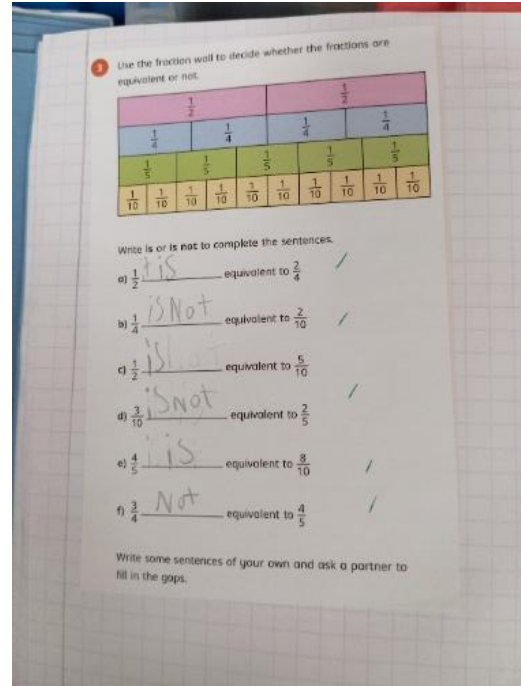
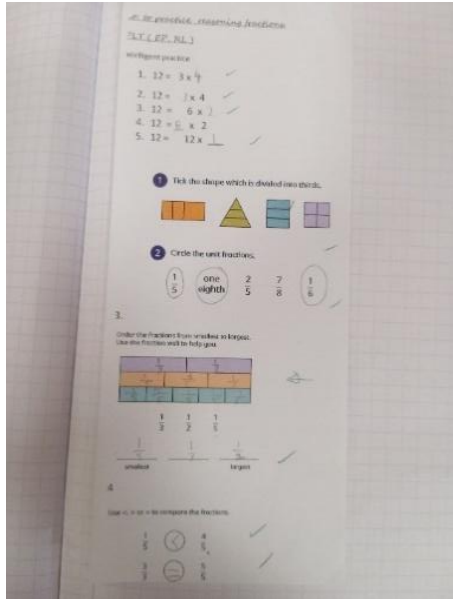
In Maths the children have continued to develop their skill and confidence working with number facts in Spiral Maths as they arrive in the morning.

Year 3 are keen to practice in their times tables books each day. Chanting and singing the times tables songs aloud is making a difference to the children's rapid recall of facts. The children really enjoy their work on TT Rock Stars and Sumdog when practising times tables.




At the beginning of term, the maths focus was to learn how to multiply a two digit by a one-digit number using the expanded method. Later the children then learnt how to divide 2 - digit numbers by a 1- digit number using partition into hundreds, tens and ones.

We have also explored calculating with fractions and scales.




Year 3 have also learned how to measure and compare lengths. They have converted centimetres into metres and millimetres and learnt how to find the perimeter of regular 2d shapes such as rectangles and squares. They enjoy working daily with their maths partners to solve challenges on white boards.

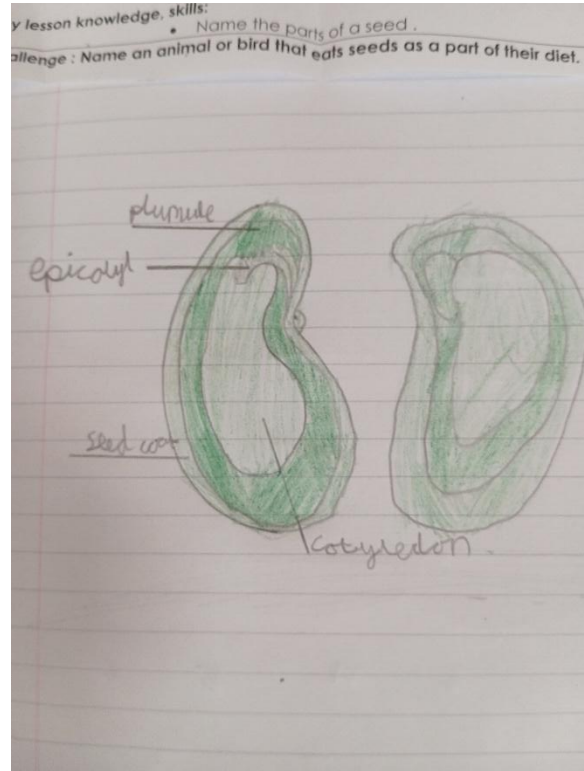
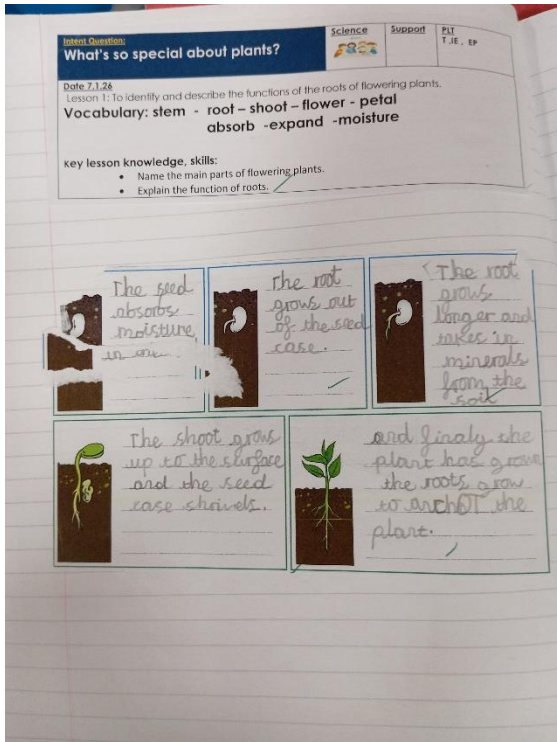




## Science

In Science, year 3 began the spring term learning about plants by studying bean seed. We learnt about the different functions of a plant and how it uses chlorophyll to turn air and sunlight into food.





The children had great fun organising an investigation to see how a plant transports water through a plant stem. They observed stems of celery as the coloured water travelled up the cells.




After half term year 3 investigated why light is so important. The children learnt about the sun as a light source and explored how shadows are created carrying out investigations with torches shining on opaque, transparent and translucent objects.

**Lesson 2 :** To explore the Sun as a light source and identify the difference between night and day.

**Vocabulary:** dangerous – protect– ultraviolet -UV – damage- Sun protection factor SPF

**Key lesson knowledge, skills:**

- Name a way to protect our skin or eyes from the sun.
- Predict and make clear and relevant observations.




1. Name a vitamin which our body produces when we are outside in the sun?


2. Draw a diagram to show what you can do to protect your eyes and skin from the sun's UV rays.

1. Vitamin D.


2.




Labels in drawing: hat, sunglasses, Sunscreen, towels, Sunscreen, swimsuits, Sandals, flip flops.





## British Science Week



During British Science week, the children discussed what would make a positive world for children in the future. The children shared some great ideas and illustrations.





## R.E

In Religious education year 3 learned about the People of God in the Christian religion.



We have studied stories from the Old Testament such as Noah's ark and discussed how God asked Noah to trust him to build the Ark.

We compared Noah's trust and promise with the promises people make in wedding ceremonies after watching a ceremony in a church.



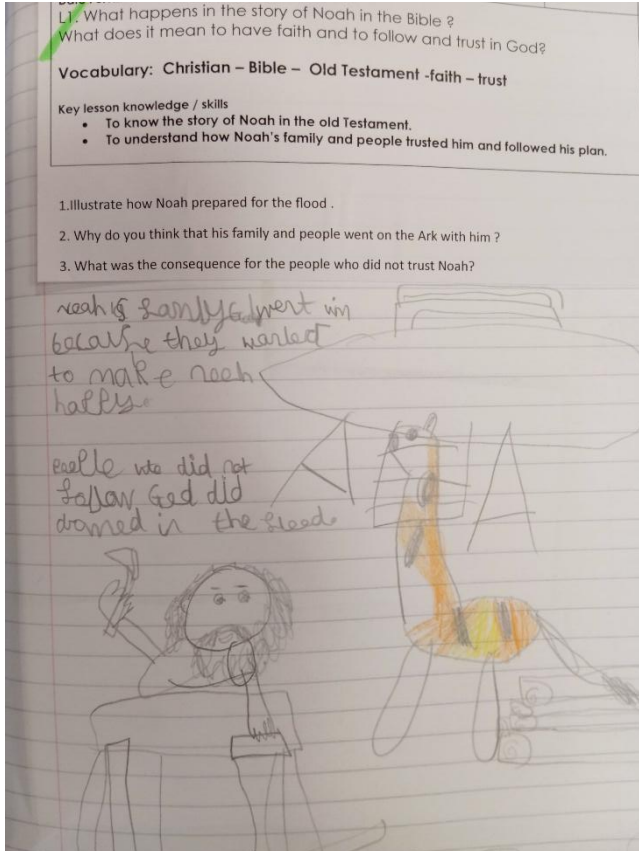
The children have learnt how Jesus is represented in the Gospel.

The class has listened to stories of Jesus and the Fisherman and The Good Samaritan. We discussed how Jesus showed kindness to the sick and poor people. They have learnt how Christian leaders use the teachings of Jesus to help them follow God and show kindness and love to all Christians.



We used drama to reflect on how the parables of Jesus could help us be "Good Samaritans" in our school day.





The children have recorded their work through illustrations writing and roleplay. It was great to see them explore what it was like to show trust in each other as Christians trust and follow God.

## Computing

This term in Computing, we began by learning about branching databases.

The children learned the importance of using 'yes or no' questions in order to split groups of data up so they can be identified by their attributes. The children used a program to create databases and then used the databases to identify different items. During the second half of the term, Year 3 have been learning about how the devices

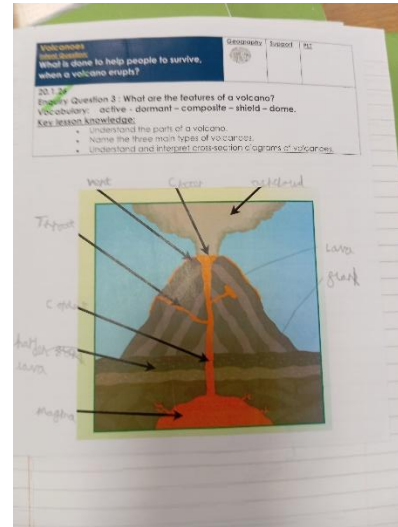
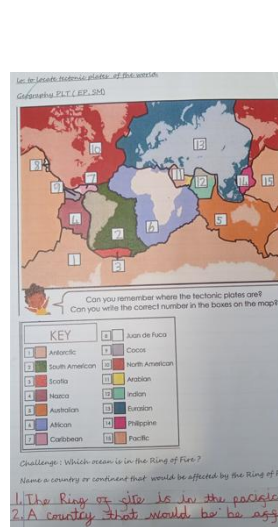
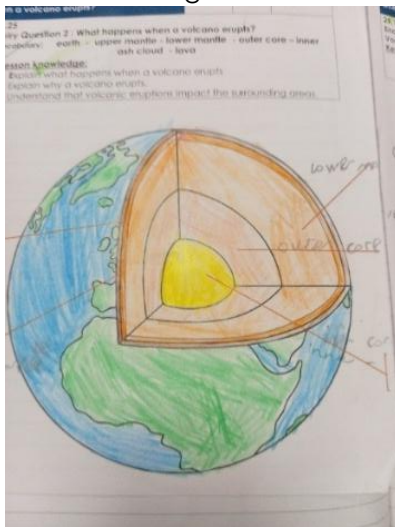


such as chrome books and iPads are connected in a network, how a server is used and how devices can be connected using wireless technology. Then we looked at the network in school and how it is organised.

## Geography

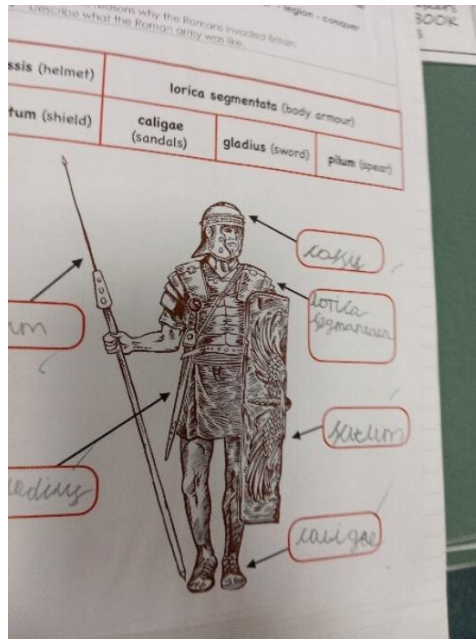
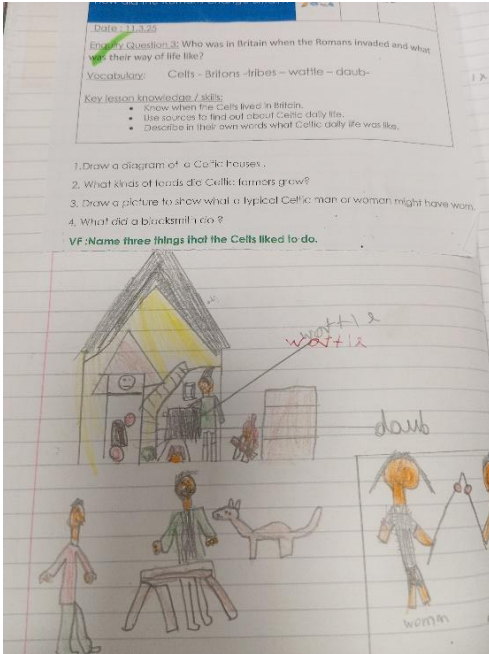
Geography has been an exciting theme this term. Year 3 have shown great enthusiasm for learning about volcanoes and earthquakes around the world.

The children drew diagrams of a cross section of volcano and named the different types of volcanoes. For example : shield, composite and dome. They have learned about the Ring of Fire and were excited to mark on a flat map where the volcanoes were located and find the nearest volcano to England.



## History

The children have shown great interest while learning about the Roman invasion of Britain. They learnt how the Roman soldiers built roads to enable them to invade Britain. The class were interested to learn that there are Roman roads still in existence today. We have learnt about life in Roman Britain and how their inventions still influence our life today.



It was great fun marching as the Roman legions did in square and pigs head formation in order to protect themselves from the Celts and Boudicca's army.





## P.E.

In the first half of the term, the children learned the skills to play tag rugby. They began by learning how to tag, how attackers can create space. Also provide opportunities for the ball carrier to pass if they are tagged. They moved on to think about moving forward while passing backwards and creating opportunities to score a try.








During the second half of the term, the children have attended swimming lessons at St Ives Leisure Centre. In school PE lessons they have also been completing team problem solving challenges. These challenges involved learning to co-operate with others, work well together and communicate effectively.



## Art and Design




Year 3 children learnt about famous buildings and their architects this term. We began by learning about Sir Christopher Wren and his famous design St Paul's Cathedral in London.






We studied buildings such as St Basil's Cathedral in Russia and the Cornwall's very own Truro Cathedral designed by architect John Loughborough Pearson

12.2.26. To examine the architecture of  
John Loughborough – Pearson (1817 -1897)  
Truro Cathedral gothic arch - vaulted ceiling



VF: Draw the shape of the arches on the tower.



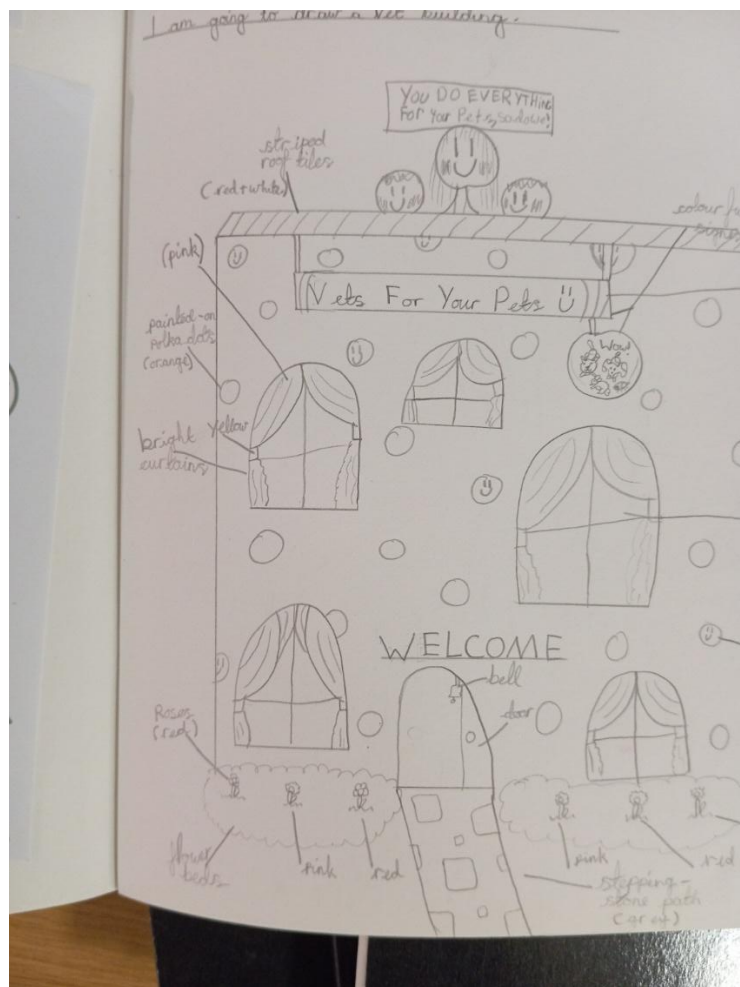


The children sketched the different buildings and made a 3d model of the Opera House at Sydney Harbour.





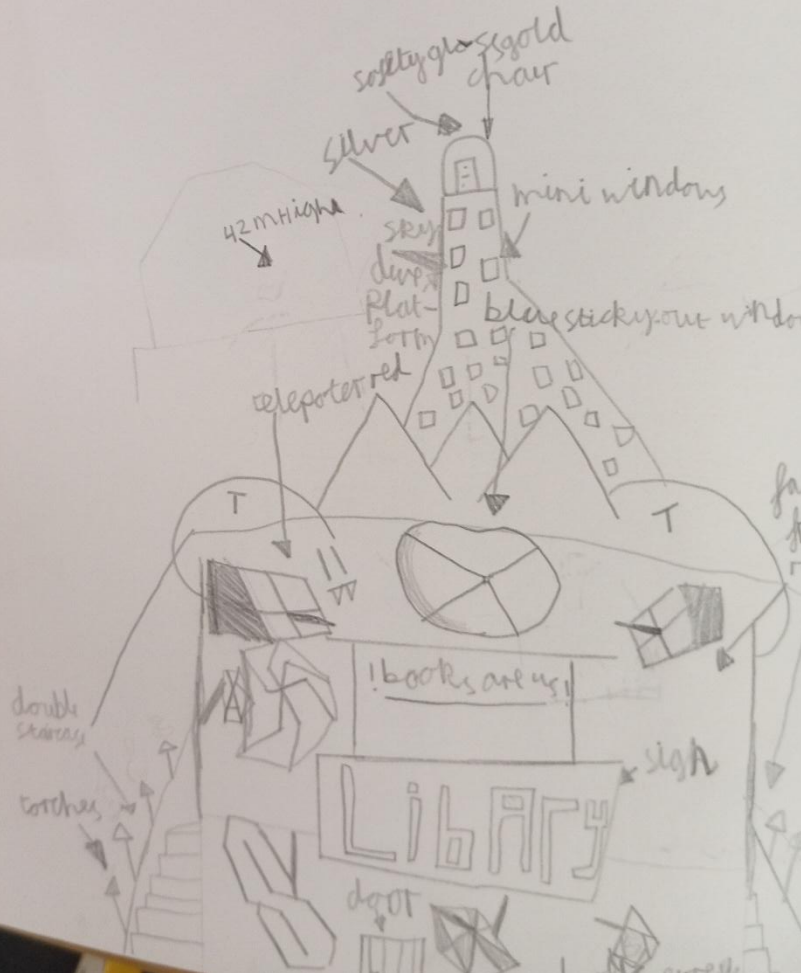
Finally, the children designed their own buildings with some excellent ideas.





4.2.26  
Lesson 4. To be able to design a building for a particular purpose.  
VF: Label the design.

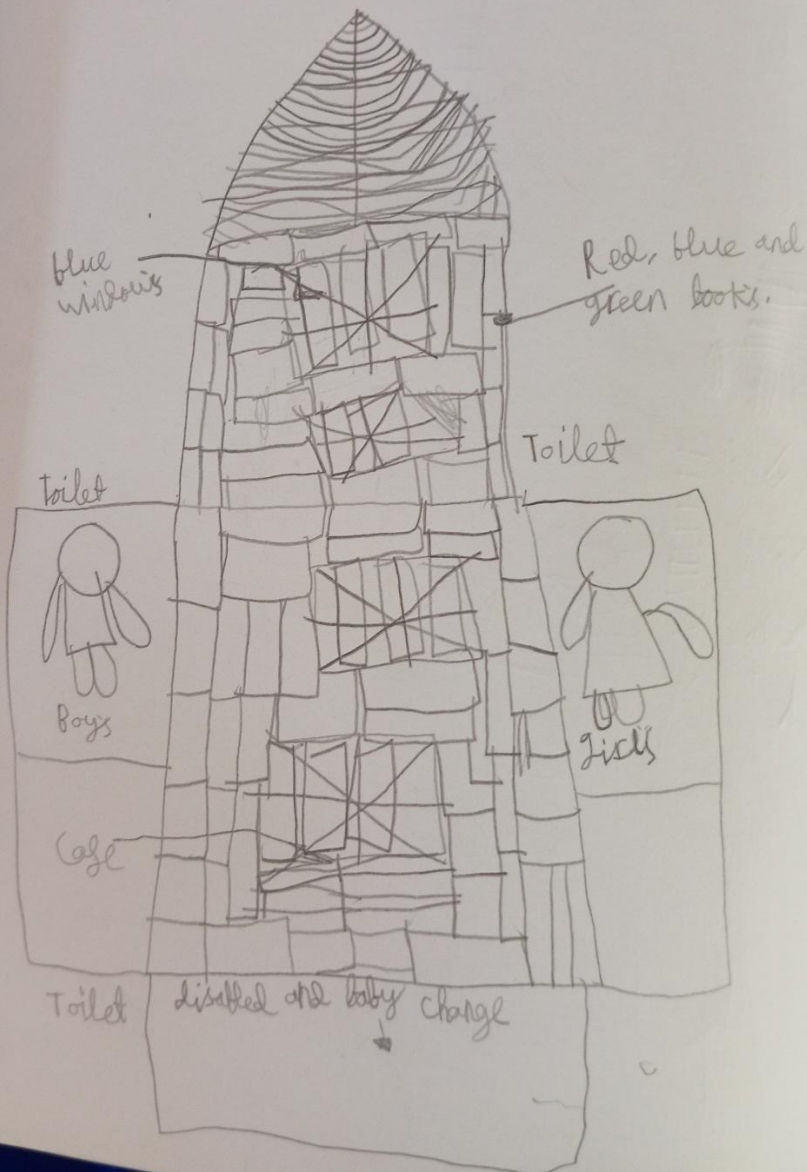
Mansion/library  
playarea/library





4.2.26  
Lesson 4. To be able to design a building for a particular purpose.  
VF: Label the design.

I am building a library!



## Design Technology

Our Design Technology theme was to learn all about British inventors. We began by learning about the invention of the telephone by Alexander Graham Bell. The children had great fun working together to make string telephones.









We went on to learn about the invention of reinforced concrete and had a messy time making reinforced stable structures using mod rock plaster.



Linked to our work on British Science week year 3 learnt how Charles Mackintosh invented the waterproof Mackintosh raincoat.

The first task was to make paper boat and test it to see if it floated.





Then the children made a second boat this time with waterproof surface so it would repel water.





**PSHE**

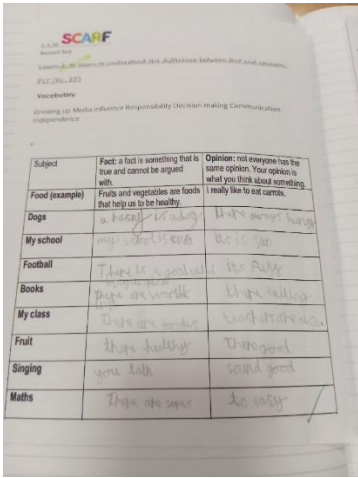

In PHSE Scarf lessons, the focus has been: Keeping Safe, which involved thoughtful discussions about safety in school and online.



In our Rights and Respect lessons, we discussed how to respect each other at work and play. The children shared it was also important to respect and care for the animals in school.



We also discussed the volunteers who help us. The children thought about Mr Lewis and all of the parent volunteers who supported us at the disco and on our swimming trips this term.





26.1.26 Keeping Safe

- Lesson 3 Risk Robot

Vocabulary : risk safer

- Identify situations which are safe or unsafe;
- Identify people who can help if a situation is unsafe;
- Suggest strategies for keeping safe.

Activity sheet  
The Risk Robot

What is the situation?

What is the risk level now?  
High  
Medium  
Low

What is the risk level?  
High  
Medium  
Low

How can I make the situation safer?

- High risk
- find an adult to help
- find traffic lights
- look for zebra crossing

## Music

In Music this term, the children learned to sing and play the glockenspiel for two songs – 'Three Little Birds' by Bob Marley and 'The Dragon Song'.

During each music lesson, the children listened to a range of songs and decided whether they liked them or not. They used the interrelated dimensions of music – pulse, rhythm, pitch (high and low sounds), tempo (speed of the music) and dynamics (how loud or quiet) - to explain why they did or did not like each piece they listened to.



## Modern Foreign Languages



In French lessons, the children have had great fun speaking the vocabulary with our resource: Rigolo. The children have learnt to pronounce the names of class objects and colours. It was lovely to see the children practicing their v vocabulary to say their name and describe their appearance and learn the names of different body parts.

